

Ukraine: Internally Displaced People

- 21 August 2015













Total Ukrainians seeking asylum or other forms of stay in neighbouring countries only:
388,900
734,900

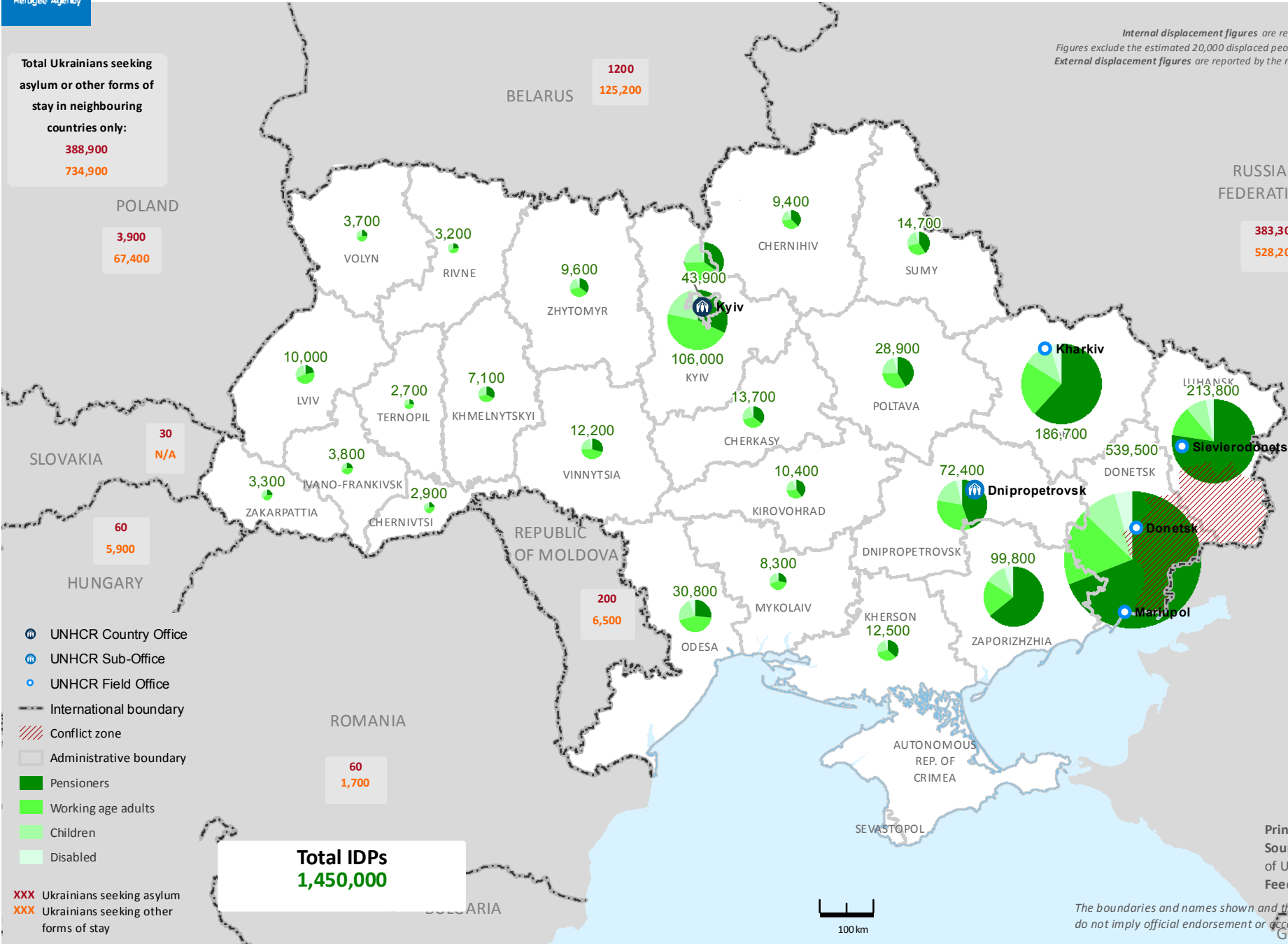
POLAND
3,900
67,400

SLOVAKIA
30
N/A

HUNGARY
60
5,900

-  UNHCR Country Office
-  UNHCR Sub-Office
-  UNHCR Field Office
-  International boundary
-  Conflict zone
-  Administrative boundary
-  Pensioners
-  Working age adults
-  Children
-  Disabled

XXX Ukrainians seeking asylum
XXX Ukrainians seeking other forms of stay



Internal displacement figures are reported by the Ministry of Social Policy. Figures exclude the estimated 20,000 displaced people in Autonomous Republic of Crimea
External displacement figures are reported by the respective national asylum authorities:
 Belarus - 20th August 2015
 Slovakia - 30st April 2015
 Hungary - 2th August 2015
 Romania - 31st July 2015
 Poland - 23d August 2015
 Rep. of Moldova - 26th August 2015
 Russian Fed. - 4th August 2015

RUSSIAN FEDERATION
383,300
528,200

Printing date: 26 Aug 2015
Sources: Ministry of Social Policy of Ukraine and UNHCR Kyiv
Feedback: carmina@unhcr.org

The boundaries and names shown and the designations used on this map do not imply official endorsement or acceptance by the United Nations.